








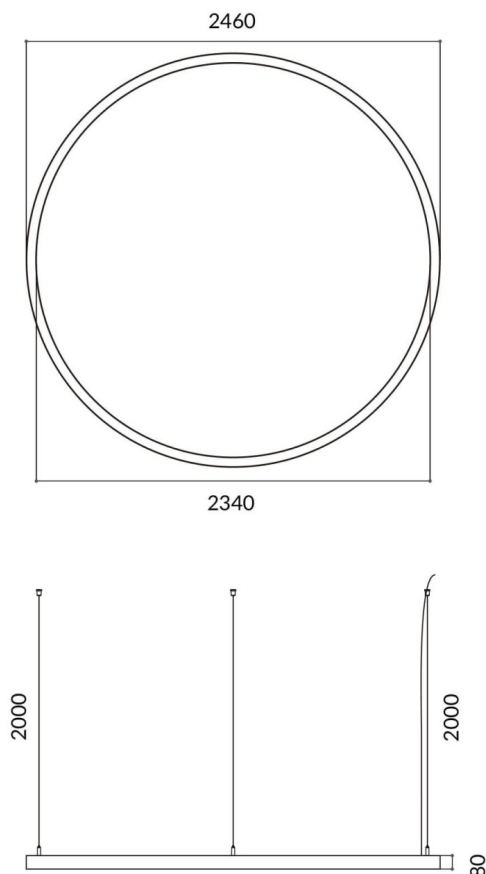


Circle up&down

| | |
|------------------|--|
| Código artículo | 86.A001.3403.03 |
| Tipo de producto | Indoor |
| Categoría | Luminarias arquitecturales |
| Familia | Circle up&down |
| Pictograms |         |

| | |
|-------------------------|-----------------|
| Dimensions | |
| Product dimensions (mm) | 60x80xdiam 2400 |

Esquema



| | |
|------------------------------|--------------------|
| Producto | |
| Potencia real (W) | Up 40W,Down 160 W |
| Flujo luminoso real (lm) | 3600/14402 |
| Chip Brand | Sanan |
| Equipo | DALI |
| Power Factor | >0,95 |
| Vida media (h) | L80 B20, 50,000hrs |
| Temperatura de color (K) | 4000K |
| Consistencia de color (SDCM) | SDCM<3 |
| CRI | 80 |